

Better Teams

www.better-teams.com

Team Facilitators:

Are you feeling **strapped for time** but want to build a better team?

I have good news for you. **The little things you do can make all the difference.**

QuickConnects™ are easy activities that you can use to **energize and engage** your team at the beginning of your meetings.

These **fun and purposeful activities** only take **5 – 15 minutes**.



BETTER TEAMS MODEL

QuickConnects™ are easy activities designed to help busy leaders create a team that is happy, aligned and ready to do great work together!

Please let us know how it goes and **how we can help you** build a better team.

Leigh Ann Rodgers, CPF
678.929.8326 (TEAM)
leighann@better-teams.com

P.S. Check out the Better Teams Model and Assessment at <https://better-teams.com/assessment/>

9 Dimensions

QuickConnects™
for Better Team Meetings



Purpose:

To build relationships by evaluating and sharing about significant life areas (or to share perceptions about the team).

Description:

Team members individually rate 9 dimensions of their lives using colored stickers, then report out 2 of them.

Better Team

Attributes Addressed: Trust (if using personal dimensions); Trust and Alignment (if using team dimensions)

Variations:

- If you have more time, you can ask each person to share about more of their dimensions.
- You can personalize the grid to a specific team or group by filling in the 3x3 grid with different dimensions. See another example on the next page.

Time Estimate:


Allow 2 minutes person plus 5 minutes for set up/debrief.

Supplies Needed:

- 9 Dimensions worksheet for each person (included in this packet)
- Page of dot stickers (red, blue, yellow and green) for each person (I use Avery® Round ¾" diameter color-coding labels, Assorted colors #5472)

Instructions:

1. Give each person a copy of the 9 Dimensions worksheet (included in this packet) and a sheet of dot stickers (with red, green, yellow and blue dots).
2. Instruct them to evaluate their current status for each dimension in the grid and place a colored dot (using the key below) on each of the 9 dimensions. Only give them two minutes with no time to overthink it. Tell them, "Just go with your gut."
 - Green Dot = I'm crushing it!
 - Yellow Dot = I need to work on this a little.
 - Red Dot = Yikes, I need to work on this a lot!
 - Blue Dot = This is not a priority right now.
3. Ask each person to share about one area they put a green dot, and one area they put a yellow or a red dot. Give each person 2 minutes to share (allow them to disclose at their own comfort level).
4. Optional Debrief Questions:
 - What did you learn about each other (or our team)?
 - How can we support each other to improve our red and yellow areas?



Team Evaluation Variation:

You can also use the My Team's 9 Dimensions QuickConnect™ to discuss the team as a whole.

Purpose: To build relationships by evaluating and sharing perspectives of how the team is doing in significant areas.

1. Give each person a copy of the My Team's 9 Dimensions worksheet and a sheet of dot stickers (with red, green, yellow and blue dots).

[9 Team Dimensions: Communication, Attitude, Trust, Role Clarity, Alignment about Processes, Accountability, Supportive Relationships, Meeting Deadlines, Quality of Work]

2. Instruct them to evaluate their perception of the team's current status for each dimension in the grid and place a colored dot (using the key below) on each of the 9 dimensions. Only give them two minutes with no time to overthink it. Tell them, "Just go with your gut."

- Green Dot = We are crushing it!
- Yellow Dot = We need to work on this a little.
- Red Dot = Yikes, we need to work on this a lot!
- Blue Dot = This is not a priority right now.


3. Ask each person to share about one area they put a green dot, and one area they put a yellow or a red dot. Give each person 2 minutes to share (allow them to disclose at their own comfort level).

4. Optional Debrief Questions (10-30 minute debrief):


- Where are we all in agreement about our team?
- In which dimensions do we have the most variation in our perspectives?
- Which yellow and/or red area(s) do we want to improve the most?
- What can we do to improve our yellow and/or red areas?

My 9 Dimensions QuickConnect™


Think about each of these dimensions of your life.
Place a dot sticker in each box that represents
where you stand with that dimension right now.



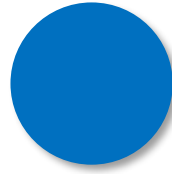
= I'm crushing it!



= I need to work on this a little.



= Yikes, I need to work on this a lot!



= This is not a priority right now.

Adventure

Creative Outlets

Health & Fitness

Career/Profession

My Environment

Personal Growth


Community
Service

Family & Friends


Spirituality

My Team's 9 Dimensions QuickConnect™


Think about each of these dimensions of your team.
Place a dot sticker in each box that represents how
you think your team is doing in each area right now.



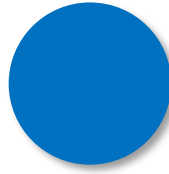
= We are crushing it!



= We need to work on this a little.



= Yikes, we need to work on this a lot!



= This is not a priority right now.

Communication

Attitude

Trust

Role Clarity

Alignment about
Processes

Accountability

Supportive
Relationships

Meeting Deadlines

Quality of Work